

# 2026 MID-YEAR STYLE GUIDE



<b>AVENGER</b> .....	<b>03</b>
Framer Lite .....	04
Framer Max .....	04
Framer Womens .....	05
Framer Insulated .....	05
Foreman Max .....	05-06
Hammer Max .....	07
Foundation .....	08
Summit Trail Mid .....	08
Aero Trail Mid .....	09
Guardian .....	09
Specialty .....	09
<b>AIRWALK</b> .....	<b>10</b>
Mongo Low EH .....	11
Mongo Mid .....	11
Camino .....	12
Camino Met Leather .....	12
Deuce Canvas .....	13
Deuce Leather SD10 .....	13
<b>NAUTILUS</b> .....	<b>14</b>
Springwater .....	15
Specialty .....	15
<b>MEGACOMFORT</b> .....	<b>16</b>
Heating & Cooling Insoles .....	17
ERGO Insoles Anti-Fatigue .....	18
ERGO Insoles Specialty .....	18-19
Personal Anti-Fatigue .....	19
<b>NEOS</b> .....	<b>21</b>
Superlite Outsole .....	23
Perma Outsole .....	23
Vibram Nija Outsole .....	23
Glacier Trek Outsole .....	24
Grip Pro Outsole .....	25
Overshoe Accessories .....	26
<b>K1 Series</b> .....	<b>27</b>
K1 Traction Aids and Accessories .....	28-29
<b>DUE NORTH</b> .....	<b>30</b>
Due North Traction Aids & Accessories ...	31-32
Rubz Massage Rollers .....	33

<b>NOTES</b> .....	<b>34</b>
--------------------	-----------

<b>INDEX</b> .....	<b>35</b>
--------------------	-----------

## TECH ABBREVIATIONS

<b>SYMBOL</b> .....	<b>TECHNOLOGY</b>
AT .....	Alloy Toe
B&W .....	Big & Wide
CN .....	Carbon-Nano
CT .....	Composite Toe
EH .....	Electrical Hazard
HR .....	Heat Resistant
GPI .....	GripPro-Infused Outsole
GT .....	Glacier Trek Spikes
IN .....	Insulated
Mt .....	Met Guard
NME .....	No Metal Exposed
PR .....	Puncture Resistant
SD10 .....	SD10
SF .....	Security Friendly (Metal Free)
SFT .....	Soft Toe
SR .....	Slip Resistant
WIP .....	Windproof
WP .....	Waterproof

**SAFETY TOE:** ASTM F2413-24 I/75 C/75 Impact and Compression Specifications

**ELECTROSTATIC DISSIPATIVE:** ASTM F2413-24 Section 5.6 and ASTM F2892-24 Section 5.3 Requirements

**ELECTICAL HAZARD:** ASTM F2413-24 SECTION 5.5 and ASTM F2892-24 5.2 Requirements

**METATARSAL GUARD:** ASTM F2413-24 SECTION 5.3 Specification

**PUNCTURE RESISTANT:** ASTM F2413-24 Section 5.8

**SLIP RESISTANT:** ASTM F3445-24 Performance Requirements and ASTM F2913-24 Test Method Measuring Slip Standards

**SOFT TOE:** ASTM F2892-24 Soft Toe Requirements







  
**AVENGER**  
— WORK BOOTS —



# FRAMER

## LITE

**NEW!  
NOW  
IN STOCK!**

		COLOR	GENDER	SIZE	FEATURES
A8150		Brown - Mid	Mens	D & EE: 7-12, 13, 14	CT, EH, WP, SR
A8151		Black - Mid	Mens	D & EE: 7-12, 13, 14	CT, EH, WP, SR
A8160		Brown - Mid	Womens	B & D: 5-10, 11	CT, EH, WP, SR
A8161		Black - Mid	Womens	B & D: 5-10, 11	CT, EH, WP, SR







**MEGA  
COMFORT**  
WORK-LIFE WELLNESS SOLUTIONS

# FRAMER

## MAX

**NEW!  
NOW  
IN STOCK!**

A8204		Brown - Wellington (MEGAComfort Insole)	Mens	D, EE 7-12, 13, 14, 15, 16, 17	CT, EH, WP, SR, SF, B&W
A8214		Brown - Wellington (MEGAComfort Insole)	Womens	B & D: 5-10, 11	CT, EH, WP, SR, SF
A8200		Brown - Mid (MEGAComfort Insole)	Mens	D & EE: 7-12, 13, 14	CT, EH, PR, WP, SR, SF
A8201		Black - Mid (MEGAComfort Insole)	Mens	D, EE 7-12, 13, 14, 15, 16, 17	CT, EH, PR, WP, SR, SF, B&W



# FRAMER



## WOMENS

		COLOR	GENDER	SIZE	FEATURES
A7123		Brown / Lilac - Mid	Womens	B & D: 5-10, 11	CT, EH, PR, WP, SR, SF
A7126		Brown / Camel - Mid	Womens	B & D: 5-10, 11	CT, EH, PR, WP, SR, SF
A7127		Black / Teal - Mid	Womens	B & D: 5-10, 11	CT, EH, PR, WP, SR, SF



# FRAMER

## INSULATED

A7228		Brown - Mid Insulated 400g	Mens	D & EE: 7-12, 13, 14	CT, EH, PR, WP, IN, SR, SF
A7130		Brown - Mid Insulated 400g	Womens	B & D: 5-10, 11	CT, EH, PR, WP, IN, SR, SF





**MEGA  
COMFORT**  
WORK-LIFE WELLNESS SOLUTIONS

# FOREMAN

## MAX

**NEW!  
NOW  
IN STOCK!**

A9000		Brown - Mid (MEGAComfort Insole)	Mens	D & EE: 7-12, 13, 14	CN, EH, WP, SR
A9001		Black - Mid <b>SD10</b> (MEGAComfort Insole)	Mens	D & EE: 7-12, 13, 14	CN, SD10, SR












**MEGA COMFORT**  
WORK-LIFE WELLNESS SOLUTIONS

# FOREMAN

## MAX CONTINUED

**NEW!  
NOW  
IN STOCK!**







		COLOR	GENDER	SIZE	FEATURES
A9004		Brown - Romeo (MEGAComfort Insole)	Mens	D & EE: 7-12, 13, 14	CN, EH, SR, SF
A9005		Black - Romeo (MEGAComfort Insole)	Mens	D & EE: 7-12, 13, 14	CN, EH, SR, SF
A9104		Brown - Romeo (MEGAComfort Insole)	Womens	B & D: 6-10, 11	CN, EH, SR, SF
A9002		Brown - Low (MEGAComfort Insole)	Mens	D & EE: 7-12, 13, 14	CN, EH, SR
A9003		Black - Low <b>SD10</b> (MEGAComfort Insole)	Mens	D & EE: 7-12, 13, 14	CN, SD10, SR
A9006		Brown - Slip-on (MEGAComfort Insole)	Mens	D & EE: 7-12, 13, 14	CN, EH, SR, SF
A9007		Black - Slip-on (MEGAComfort Insole)	Mens	D & EE: 7-12, 13, 14	CN, EH, SR, SF
A9106		Brown - Slip-on (MEGAComfort Insole)	Womens	B & D: 6-10, 11	CN, EH, SR, SF
A9107		Black - Slip-on (MEGAComfort Insole)	Womens	B & D: 6-10, 11	CN, EH, SR, SF



**MEGA COMFORT**  
WORK-LIFE WELLNESS SOLUTIONS

# HAMMER MAX

**NEW!  
COMING IN  
AUGUST!**

		COLOR	GENDER	SIZE	FEATURES
A7380		Brown - Mid (MEGAComfort Insole)	Mens	D, EE, 4E (7-12, 13, 14, 15, 16, 17)	CN, EH, PR, WP, HR, SR, B&W
A7382		Brown - Mid Internal Met (MEGAComfort Insole)	Mens	D, EE (7-12, 13, 14, 15, 16, 17)	CN, EH, PR, WP, Mt, HR, SR, B&W
A7384		Brown - 8" Insulated 600g (MEGAComfort Insole)	Mens	D, EE, 4E (7-12, 13, 14, 15, 16, 17)	CN, EH, PR, WP, IN, HR, SR, B&W
A7385		Brown - Chelsea (MEGAComfort Insole)	Mens	D, EE (7-12, 13, 14, 15, 16, 17)	CN, EH, PR, WP, HR, SR, SF, B&W
A7386		Brown - Wellington (MEGAComfort Insole)	Mens	D, EE, 4E (7-12, 13, 14, 15, 16, 17)	CN, EH, PR, WP, HR, SR, SF, B&W
A7387		Brown - Wellington Internal Met (MEGAComfort Insole)	Mens	D, EE (7-12, 13, 14, 15, 16, 17)	CN, EH, PR, WP, Mt, HR, SR, SF, B&W



# FOUNDATION


		COLOR	GENDER	SIZE	FEATURES
A7400		Black - Mid	Mens	D & EE: 7-12, 13, 14, 15, 16, 17	CN, EH, PR, WP, SR, B&W
A7401		Brown - Mid	Mens	D & EE: 7-12, 13, 14, 15, 16, 17	CN, EH, PR, WP, SR, B&W
A7450		Black - Mid	Womens	B & D: 6-10, 11	CN, EH, PR, WP, SR
A7451		Brown - Mid	Womens	B & D: 6-10, 11	CN, EH, PR, WP, SR
A7402		Brown - Mid - Internal Met	Mens	D & EE: 7-12, 13, 14, 15, 16, 17	CN, EH, PR, WP, Mt, SR, B&W
A7452		Brown - Mid - Internal Met	Womens	B & D: 6-10, 11	CN, EH, PR, WP, Mt, SR



# SUMMIT TRAIL

**NEW!  
NOW  
IN STOCK!**

MID

A7715		Brown - Mid Leather	Mens	D, EE (7-12, 13, 14)	CT, EH, WP, SR, SF
A7716		Black / Grey - Mid PR	Mens	D, EE (7-12, 13, 14)	CT, EH, PR, WP, SR, SF



# AERO TRAIL

MID

A8811



COLOR

Olive - Mid

GENDER

Mens

SIZE

D & EE: 7-12, 13, 14, 15, 16, 17  
6E: 9-12, 13, 14, 15, 16, 17

FEATURES

CT, EH, WP, SR,  
SF, B&W



# GUARDIAN

**NEW!  
NOW  
IN STOCK!**

A1050



Black - Low

Mens

D & EE: 7-12, 13, 14

CT, EH, SR, SF



# SPECIALTY

A7244



Brown - Mid

Mens

D & EE: 6-12, 13, 14, 15

CT, EH, WP, SR, SF

A7245



Black - Mid

Mens

D & EE: 7-12, 13, 14, 15

CT, EH, WP, SR, SF

A7264



Brown - Mid  
Insulated 200g

Mens

D & EE: 7-12, 13, 14, 15

CT, EH, WP, IN, SR, SF

A7248



Black - Mid

Mens

D & EE: 7-12, 13, 14

CN, EH, WP, SR, SF



**AIRWALK**





# MONGO

LOW EH



▶ SCAN ME

AW6300



COLOR  
Black / Gum  
- Low - Suede

GENDER  
Mens

SIZE  
D & EE: 7-12, 13, 14

FEATURES  
CT, EH, SF, SR

AW6310



COLOR  
Black / Gum  
- Low - Suede

GENDER  
Womens

SIZE  
B & D: 6-10, 11

FEATURES  
CT, EH, SF, SR



# MONGO

MID



▶ SCAN ME

AW6350



COLOR  
Black / Black  
Mid - Suede

GENDER  
Mens

SIZE  
D & EE: 7-12, 13, 14

FEATURES  
CT, EH, SF, SR

AW6351



COLOR  
Grey / White  
Mid - Suede

GENDER  
Mens

SIZE  
D & EE: 7-12, 13, 14

FEATURES  
CT, EH, SF, SR

AW6353



COLOR  
Olive / Gum  
Mid - Suede

GENDER  
Mens

SIZE  
D & EE: 7-12, 13, 14

FEATURES  
CT, EH, SF, SR

AW6360



COLOR  
Black / Black  
Mid - Suede

GENDER  
Womens

SIZE  
B & D: 6-10, 11

FEATURES  
CT, EH, SF, SR

AW7206



COLOR  
Brown - Mid  
Leather **SD10**





GENDER  
Mens

SIZE  
D & EE: 7-12, 13, 14

FEATURES  
CT, SD10, SR, SF



# CAMINO

		COLOR	GENDER	SIZE	FEATURES
AW6102		Black / Gum - Low	Mens	D, EE & 4E: 7-12, 13, 14, 15, 16, 17	CT, EH, SF, SR, B&W
AW6111		Black / Gum - Low	Womens	B & D: 6-10, 11	CT, EH, SF, SR
AW6103		Black / Grey - Low <b>SD10</b>	Mens	D & EE: 7-12, 13, 14	CT, SD10, SF, SR
AW6113		Black / Grey - Low <b>SD10</b>	Womens	B & D: 6-10, 11	CT, SD10, SF, SR





# CAMINO MET

LEATHER



SCAN ME

AW5000		Dark Coffee - Low - Internal Met	Mens	D & EE: 7-12, 13, 14	CT, EH, Mt, SR, SF
AW5050		Dark Coffee - Low - Internal Met	Womens	B & D: 6-10, 11	CT, EH, Mt, SR, SF



# DEUCE

CANVAS



▶ SCAN ME

COLOR

GENDER

SIZE

FEATURES

AW6200



Black / Black  
- Mid

Mens

D, EE & 4E:  
7-12, 13, 14, 15, 16, 17

CT, EH, SR, SF, B&W

AW6201



Black / White  
- Mid

Mens

D & EE: 7-12, 13, 14

CT, EH, SR, SF



# DEUCE

LEATHER SD10



▶ SCAN ME

AW6203



Brown / Tan  
- Mid **SD10**

Mens

D & EE: 7-12, 13, 14

CT, SD10, SR, SF







**NAUTILUS**





# SPRINGWATER

		COLOR	GENDER	SIZE	FEATURES
N5100		Black - Low EH	Mens	D & EE: 7-12, 13, 14	CN, EH, SR, SF
N5200		Black / Aruba Blue - Low EH	Womens	B & D: 6-10, 11	CN, EH, SR, SF
N5120		Black - Low <b>SD10</b>	Mens	D & EE: 7-12, 13, 14	CT, SD10, SR, SF
N5220		Black - Low <b>SD10</b>	Womens	B & D: 6-10, 11	CT, SD10, SR, SF



# SPECIALTY

N1607		White - Slip-on <b>SD10</b>	Mens	D & EE: 7-12, 13, 14 15, 16, 17	CT, SD10, SR, SF, B&W
N1652		White - Slip-on <b>SD10</b>	Womens	B & D: Sizes 6-10, 11	CT, SD10, SR, SF



**MEGA  
COMFORT**  
Featuring 37.5° Temperature  
Sensing Technology  
**S75**

**MEGA  
COMFORT**  
WORK-LIFE WELLNESS SOLUTIONS

	COLOR	GENDER	SIZE	FEATURES
<b>MCCOOL</b>	Yellow / Navy ERGO Anti-Fatigue Cooling Insole	Unisex	XS, S, M, L, XL, XXL	<ul style="list-style-type: none"> <li>Patented Dual-Layer Memory Foam</li> <li>7.5 Technology keeps feet cooler</li> <li>Reduces temperature inside footwear by 9°F (5°C)</li> <li>Moisture Wicking Top Cloth</li> <li>Ergonomic Anti-Fatigue Design</li> </ul>
<b>MCTHERM</b>	Yellow / Red / Orange ERGO Thermal Insole	Unisex	XS, S, M, L, XL, XXL	<ul style="list-style-type: none"> <li>Patented Dual-Layer Memory Foam</li> <li>Solarcore Thermal Technology - provides up to 72% better thermal conductivity over other leading brands</li> <li>Moisture Wicking Top Cloth</li> <li>Ergonomic Anti-Fatigue Design</li> </ul>



**Solarcore®**

**MADE FROM THE WARMEST MATERIAL ON PLANET EARTH**

SOLARCORE® insulation does not require loft (trapped air) to work, and it will maintain its superior thermal efficiency under compression. That's because at its core it utilizes the thermal advantages of Aerogel—the same material NASA uses to insulate spacecraft in the -450° vacuum of space. This is proprietary and unique to SOLARCORE® and cannot be claimed by the current best-selling insulation materials (Thinsulate, Primaloft and down), all of which require excessive loft to achieve their insulation value.



37.5 Technology helps your body thermoregulate through active particles permanently embedded within the materials that attract moisture vapor and move it away from the skin. The more of these active particles present in your clothing system (baselayer, mid layer, outerwear), the faster they are able to move this humidity away from the skin.



# ERGO INSOLES

## ANTI-FATIGUE

	COLOR	GENDER	SIZE	FEATURES
<b>MCAF</b>	Yellow / Blue ERGO Anti-Fatigue Insole	Unisex	XS, S, M, L, XL, XXL	<ul style="list-style-type: none"> <li>• Patented Dual-Layer Memory Foam</li> <li>• Cushioned heel and arch support</li> <li>• Ergonomic support reduces fatigue</li> <li>• Maximum shock absorption</li> </ul>
<b>MCSQ</b>	Yellow / Blue ERGO Anti-Fatigue Square Toe Insole	Unisex	XS, S, M, L, XL, XXL	<ul style="list-style-type: none"> <li>• For Square Toe Shoes</li> <li>• Patented Dual-Layer Memory Foam</li> <li>• Cushioned heel and arch support</li> <li>• Ergonomic support reduces fatigue</li> <li>• Maximum shock absorption</li> </ul>

# ERGO INSOLES

## SPECIALTY

<b>MCARCH</b>	Yellow / Light Green / Dark Green ERGO Arch Support Insole	Unisex	XS, S, M, L, XL, XXL	<ul style="list-style-type: none"> <li>• Patented Dual-Layer Memory Foam</li> <li>• Made with a medical grade Polyplastic attachment for firm arch support</li> <li>• Promotes correct foot positioning</li> <li>• Offers a cost effective alternative to custom-made orthotics</li> <li>• Reduces fatigue and discomfort</li> <li>• All day comfort</li> </ul>
<b>MCRES</b>	Yellow / Blue ERGO Response Insole	Unisex	XS, S, M, L, XL, XXL	<ul style="list-style-type: none"> <li>• Patented Dual-Layer Memory Foam</li> <li>• MegaGel Visco Technology</li> <li>• Maximum vibration reduction</li> <li>• Targeted support and massaging</li> <li>• Aeration holes for temperature control</li> </ul>
<b>MCDIAB</b>	Yellow / Pink / Red ERGO Diabetic Insole	Unisex	XS, S, M, L, XL, XXL	<ul style="list-style-type: none"> <li>• Patented Dual-Layer memory foam and EVA top layer</li> <li>• Provides targeted support</li> <li>• Relieves pressure from sensitive areas, reducing pressure-induced injuries, essential for diabetic foot care</li> <li>• Ergonomic design</li> </ul>

# ERGO INSOLES

SPECIALITY CONTINUED

MCESD\_TL



**COLOR**  
Black / Orange  
ERGO  
Anti-Static  
**SD10** Insole

**GENDER**  
Unisex

**SIZE**  
XS, S, M, L,  
XL, XXL

**FEATURES**

- For use to replace insoles in SD footwear
- Patented Dual-Layer Memory Foam
- Meets ASTM F2413-24 SD standards
- Cushioned heel and arch support
- Reduces foot fatigue and discomfort

MCPR



**COLOR**  
Yellow / Grey  
ERGO  
Puncture-  
Resistant  
Insole

**GENDER**  
Unisex

**SIZE**  
XS, S, M, L,  
XL, XXL

- Patented Dual-Layer Memory Foam
- Meets ASTM F2413-24 PR standards
- Protects feet from sharp objects
- Cushioned heel and arch support
- Reduces foot fatigue and discomfort

# INSOLES

## PAM – PERSONAL ANTI-FATIGUE MAT



PAM12



**COLOR**  
Yellow / Black  
Anti-fatigue  
Insole -  
12 sizes

**GENDER**  
Mens  
Womens

**SIZE**  
M: 6-7 / 8-9 / 10-11 /  
12-13 / 14-15  
W: 5-6-7 / 8-9 / 10-11 /  
12-13  
(Folded bag)

- Podiatrist invented
- Patented Dual-Layer Memory Foam
- Reduces pain and fatigue
- Boosts productivity

PAM



**COLOR**  
Yellow / Black  
Anti-fatigue  
Insole

**GENDER**  
Mens  
Womens

**SIZE**  
M: 6, 7, 8, 9, 10, 11,  
12, 13, 14  
W: 5, 6, 7, 8, 9, 10, 11,  
12, 13  
(Tall bag)

- Podiatrist invented
- Patented Dual-Layer Memory Foam
- Reduces pain and fatigue
- Boosts productivity

PAMESD



**COLOR**  
Yellow / Black  
Anti-fatigue  
Insole -  
**SD10**

**GENDER**  
Mens  
Womens

**SIZE**  
M: 6-7 / 8-9 / 10-11 /  
12-13 / 14-15  
W: 5-6-7 / 8-9 / 10-11 /  
12-13  
(Folded bag)

- Use to replace insoles in SD footwear
- Podiatrist invented
- Patented Dual-Layer Memory Foam
- Reduces pain and fatigue

	XS	S	M	L	XL	XXL
		6-7	8-9	10-11	12-13	14-15
	5-7	8-9	10-11	12-13		
EUR	36-38	39-40	41-42	43-44	45-46	47-48

# MEGA<sup>®</sup> COMFORT

## UNLOCK. SOLUTIONS.

MEGAComfort's work-life wellness solutions are created to maximize employee engagement, motivation, and productivity in a cost-effective way.

- ✓ Preventative Health & Wellness
- ✓ Reduced Cost & Maintenance
- ✓ Ergonomic & Anti-Fatigue Solution
- ✓ Risk Avoidance & Reduction
- ✓ Safer Facility / OSHA Compliance

## UNLOCK. FEATURES.

Soft open-celled memory foam reduces harmful shear force and provides MAXIMUM COMFORT

Ultra high-density memory foam ergonomically molded for MAXIMUM SHOCK ABSORPTION



Ergonomically  
Designed



Clinically Proven &  
Field Tested to Reduce  
Pain & Fatigue



Over 20 Years  
of Research and  
Development



Silver Ion  
Anti-Microbial  
Technology



Anti-Fungal  
Anti-Bacterial  
Anti-Perspiration



Odor  
Reducing



Aeration Holes  
to Regulate  
Temperature



Cushioned Heel  
& Arch Support



Machine  
Washable



SCAN TO  
LEARN MORE



**NEOS®**

# CHOOSE THE RIGHT TRACTION

TRACTION NEEDS CHANGES WITH THE TERRAIN

## Glacier Trek™

Available in Style:  
EXGG, N5P3G, VNG1, VNG1HEEL

Ideal for:  
Snow, Ice, Uneven Terrain,  
Rain, Puddles and Slush



Multi-directional lugged outsole provides maximum traction

Stainless steel hardened spikes  
16 replaceable cleats embedded

Additional Heel provides added security on snowy or icy ladders or surfaces (Only available VNG1HEEL)

\*Not to be used on hard surfaces

Aggressive tread for tough terrain

Multi-directional lugged outsole provides maximum traction



## Vibram® Ninja™

Available in Style:  
N5P3

Ideal for:  
Snow, Ice, Rain, Puddles and Slush

## Perma Outsole

Available in Style:  
VNN1, EXPG, ANN1

Ideal for:  
All Season, Puddles and Slush



Multi-directional lugged outsole deep traction in snow, slush and puddles

Geometrically designed for 4-season protection

Versatile design for maximum slip resistance

Durable and lightweight design makes it perfect for stability on wet or uneven surfaces.



## Superlite outsole

Available in Style:  
VIS1

Ideal for:  
Rain, Puddles and Light Snow



# SUPERLITE

OUTSOLE



VIS1

MODEL	COLOR	SIZE	HEIGHT	FEATURES
Villager	Black	XS - 2XL	10.5"	WP, WIP, SR, SF



# PERMA

OUTSOLE



ANN1

Adventurer	Black	XS - 2XL	15"	WP, WIP, SR, SF
------------	-------	----------	-----	-----------------



SCAN ME

EXPG

Voyager	Black	XS - 3XL	13"	WP, IN, WIP, SR, SF
---------	-------	----------	-----	---------------------



VNN1

Explorer	Black	XS - 3XL	11"	WP, WIP, SR, SF
----------	-------	----------	-----	-----------------



# VIBRAM NIJA

OUTSOLE



N5P3

Navigator5	Green	XS - 4XL	15" (Expandable to 20")	WP, IN, WIP, SR, SF
------------	-------	----------	----------------------------	---------------------



# GLACIER TREK

OUTSOLE

	MODEL	COLOR	SIZE	HEIGHT	FEATURES
EXGG	 Explorer GT	Black	S - 4XL	13"	WP, IN, GT, WIP, SR
N5P3G	 Navigator GT	Green	XS - 4XL	15" (Expandable to 20")	WP, IN, GT, WIP, SR
VNG1HEEL	 Voyager Glacier GT - Heel	Black	S - 4XL	12"	WP, IN, GT, WIP, SR
VNG1	 Voyager GT	Black	XS - 4XL	11"	WP, GT, WIP, SR



# GRIP PRO

OUTSOLE

	MODEL	COLOR	GENDER	SIZE	FEATURES
<b>KLN1BL</b>	 Klondike GP	Black	S, M, L, XL, 2XL, 3XL, 4XL	14"	EH, WP, IN, GPI, WIP, SR, SF
<b>VINGPBL</b>	 Voyager GP	Black	S, M, L, XL, 2XL, 3XL, 4XL	14"	EH, WP, IN, GPI, WIP, SR, SF



## GRIPPRO™

STYLE: KLN1BL, VINGPBL

Rubber outsole with rubber infused fiberglass pods that create traction on ice, snow, or water. This spikeless outsole is ideal for frequent transitions from outdoor to indoor surfaces. Meets ASTM F2913-24 SR requirements.

## W STRAP

STYLE: KLN1BL

Innovative straps for easy on-off, while ensuring optimal fit, even with gloves on, in the harshest weather conditions.





# OVERSHOES

## ACCESSORIES

**NEW!  
IN STOCK  
NOW**

GSRCRBTP

GSRCRBTP-TL

GSRCSLV

GSRINTR

NSPD

	MODEL	COLOR	GENDER	SIZE	FEATURES
	Glacier Trek Tungsten Carbide Spike	Steel Grey	N/A	N/A	Wrench (32 per pack)
	Glacier Trek Tungsten Carbide Spike - Tall	Steel Grey	N/A	N/A	Wrench (32 per pack)
	Glacier Trek Replacement Spike	Black	N/A	N/A	(32 per pack)
	Glacier Trek Intrinsic - Non-Sparking Spike	Copper	N/A	N/A	Non-Sparking (32 per pack)
	NEOS Boot PAD	Black	N/A	XS, S, M, L, XL, 2XL, 3XL, 4XL	Insert inside NEOS boots to fill additional space

SIZING TABLE		XS	S	M	L	1XL	2XL	3XL	4XL
US	MEN	3.5-5	5.5-7	7.5-9	9.5-11	11.5-13	13.5-15	15.5-17	17.5-19
	WOMEN	5-6.5	7-8.5	9-10.5	11-12.5	13-14.5	15-16.5		
EURO		35-37	38-40	41-42	43-45	46-48	49.50	51-52	53-54






# K1<sup>®</sup>

S E R I E S



	MODEL	SIZE	COLOR	FEATURES
V9770150	 K1 Mid-Sole Original Profile	One Size	Hi-Vis	<ul style="list-style-type: none"> <li>• Flip-Up Spikes</li> <li>• Slip-Resistant</li> <li>• Tear-Resistant</li> </ul>
V9770470	 K1 Mid-Sole Original Profile	One Size	Black	<ul style="list-style-type: none"> <li>• Flip-Up Spikes</li> <li>• Slip-Resistant</li> <li>• Tear-Resistant</li> </ul>
V8770160	 K1 Mid-Sole Original Profile	One Size	Intrinsic	<ul style="list-style-type: none"> <li>• Flip-Up Spikes</li> <li>• Slip-Resistant</li> <li>• Tear-Resistant</li> </ul>
V9770250	 K1 Mid-Sole Low Profile	One Size	Hi-Vis	<ul style="list-style-type: none"> <li>• Flip-Up Spikes</li> <li>• Slip-Resistant</li> <li>• Tear-Resistant</li> </ul>
V9770570	 K1 Mid-Sole Low Profile	One Size	Black	<ul style="list-style-type: none"> <li>• Flip-Up Spikes</li> <li>• Slip-Resistant</li> <li>• Tear-Resistant</li> </ul>
V8770260	 K1 Mid-Sole Low Profile	One Size	Intrinsic	<ul style="list-style-type: none"> <li>• Flip-Up Spikes</li> <li>• Slip-Resistant</li> <li>• Tear-Resistant</li> </ul>
V9770350	 K1 Mid-Sole High Profile	One Size	Hi-Vis	<ul style="list-style-type: none"> <li>• Flip-Up Spikes</li> <li>• Slip-Resistant</li> <li>• Tear-Resistant</li> </ul>
V9770770	 K1 Mid-Sole High Profile	One Size	Black	<ul style="list-style-type: none"> <li>• Flip-Up Spikes</li> <li>• Slip-Resistant</li> <li>• Tear-Resistant</li> </ul>
V8770360	 K1 Mid-Sole High Profile	One Size	Intrinsic	<ul style="list-style-type: none"> <li>• Flip-Up Spikes</li> <li>• Slip-Resistant</li> <li>• Tear-Resistant</li> </ul>
V9770650	 K1 Mid-Sole Slim Profile	One Size	Hi-Vis	<ul style="list-style-type: none"> <li>• Flip-Up Spikes</li> <li>• Slip-Resistant</li> <li>• Tear-Resistant</li> </ul>
V9770870	 K1 Mid-Sole Slim Profile	One Size	Black	<ul style="list-style-type: none"> <li>• Flip-Up Spikes</li> <li>• Slip-Resistant</li> <li>• Tear-Resistant</li> </ul>



	MODEL	SIZE	COLOR	FEATURES
V9553510	 <p>K1 Series SafeGrip Traction Aids</p>	XS, S, M, L, XL	Black	<ul style="list-style-type: none"> <li>• Maximum spikeless grip in water, oil, grease, soap, and more</li> <li>• Industrial-grade, oil-resistant material</li> <li>• Flexible and fits most footwear</li> </ul>
V6770170	 <p>Heelstop</p>	M, L, XL, 2XL	Black	<ul style="list-style-type: none"> <li>• Ice-penetrating tungsten carbide spikes</li> <li>• Reflective strips for hi-vis</li> <li>• Easy to attach and remove</li> </ul>
V5770170	 <p>Heelstop – Intrinsic</p>	M, L, XL, 2XL	Black	<ul style="list-style-type: none"> <li>• Ice-penetrating stainless steel spikes</li> <li>• Safe for oil &amp; gas and mining industries</li> <li>• Reflective strips for hi-vis</li> <li>• Easy to attach and remove</li> </ul>
V7770170	 <p>K1 Ice Cleat Spacer</p>	One Size	Black	<ul style="list-style-type: none"> <li>• Provides additional height for mid-soles</li> <li>• Compatible with original and high profiles</li> </ul>
V7770270	 <p>K1 Ice Cleat Spacer – Low Profile</p>	One Size	Black	<ul style="list-style-type: none"> <li>• Provides additional height for mid-soles</li> <li>• Compatible with low profile</li> </ul>
V4770170	 <p>K1 Extension Strap</p>	S/L, XL	Black	<ul style="list-style-type: none"> <li>• Wear with the K1 Heelstops</li> <li>• Extends the length of strap</li> </ul>



duenorth®



	MODEL	SIZE	ICE DIAMOND	DIAMOND KNURLING	FEATURES
V3553570	 <p>GripPro Spikeless</p>	S/M, L/XL, 2XL	No	No	<ul style="list-style-type: none"> <li>Slip-Resistant</li> <li>Spikeless</li> <li>Tear-Resistant</li> <li>Waterproof</li> <li>Flexible up to -65°F/-18°C</li> </ul>
V3550570	 <p>Heavy Duty</p>	S, M, L, XL	Yes	Yes	<ul style="list-style-type: none"> <li>Slip-Resistant</li> <li>Tear-Resistant</li> <li>Waterproof</li> <li>Flexible up to -65°F/-18°C</li> </ul>
V3550370	 <p>All Purpose Industrial</p>	S, M, L, XL, 2XL	Yes	Yes	<ul style="list-style-type: none"> <li>Slip-Resistant</li> <li>Tear-Resistant</li> <li>Waterproof</li> <li>Flexible up to -65°F/-18°C</li> </ul>
V3550270	 <p>All Purpose</p>	S, M, L, XL	Yes	Yes	<ul style="list-style-type: none"> <li>Slip-Resistant</li> <li>Tear-Resistant</li> <li>Waterproof</li> <li>Flexible up to -65°F/-18°C</li> </ul>
V3550170	 <p>Light Industrial</p>	S/M, L/XL	Yes	No	<ul style="list-style-type: none"> <li>Slip-Resistant</li> <li>Tear-Resistant</li> <li>Waterproof</li> <li>Flexible up to -65°F/-18°C</li> </ul>



# TRACTION AIDS



	MODEL	COLOR	SIZE	FEATURES
V3550770	 <p>Due North Ice Diamond REPLACEMENT SPIKES Tungsten Carbide for Ultimate Durability DUE NORTH GET A GRIP BEFORE YOU SLIP</p>	Blue	O/S	<ul style="list-style-type: none"> <li>• Tungsten carbide for ultimate durability</li> </ul>
V3550870	 <p>Due North Retention Strap</p>	Black	O/S	<ul style="list-style-type: none"> <li>• 40% More Natural Rubber</li> <li>• Flexible up to -65°F/-18°C</li> <li>• Hook and Strap Adjustment</li> </ul>
V3551270	 <p>Everyday G3 Winter Ice/Snow Traction Aid</p>	Black	S/M, L/XL	<ul style="list-style-type: none"> <li>• Slip-Resistant</li> <li>• Tear-Resistant</li> <li>• Waterproof</li> <li>• Flexible up to -65°F/-18°C</li> </ul>
V3551370	 <p>Everyday Pro Winter Ice/Snow Traction Aid</p>	Black	S/M, L/XL	<ul style="list-style-type: none"> <li>• Slip-Resistant</li> <li>• Tear-Resistant</li> <li>• Waterproof</li> <li>• Flexible up to -65°F/-18°C</li> </ul>



# MASSAGE

		MOD. NO.	SIZE	MATERIAL	COLOR	APPLICATION
V4550350		Full-Body Massager	2.5 x 3.5"	Latex-Free Rubber Blend	Orange	Full Body
V4550250		Foot Massage Roller	2.1 x 5.7"	Latex-Free Rubber Blend	Purple	Foot
V4550150		Hand & Foot Massage Ball	1.9"	Latex-Free Rubber Blend	Green	Foot, Hand & Full Body



## AVENGER

A1050	9
A7123	5
A7126	5
A7127	5
A7130	5
A7228	5
A7244	9
A7245	9
A7248	9
A7264	9
A7380	7
A7382	7
A7384	7
A7385	7
A7386	7
A7387	7
A7400	8
A7401	8
A7402	8
A7450	8
A7451	8
A7452	8
A7715	8
A7716	8
A8150	4
A8151	4
A8160	4
A8161	4
A8200	4
A8201	4
A8204	4
A8214	4
A8811	9
A9000	5
A9001	5
A9002	6
A9003	6
A9004	6
A9005	6
A9006	6
A9007	6
A9104	6
A9106	6
A9107	6

## AIRWALK

AW5000	12
AW5050	12
AW6102	12
AW6103	12
AW6111	12
AW6113	12
AW6200	13
AW6201	13
AW6203	13
AW6300	11
AW6310	11
AW6350	11
AW6351	11
AW6353	11
AW6360	11
AW7206	11
<b>NAUTILUS</b>	
N1607	15
N1652	15
N5100	15
N5120	15
N5200	15
N5220	15
<b>MEGACOMFORT</b>	
MCAF	18
MCARCH	18
MCCOOL	17
MCDIAB	18
MCESD_TL	19
MCPR	19
MCRES	18
MCSQ	18
MCTHERM	17
PAM12	19
PAMESD	19
PAM	19
<b>NEOS</b>	
ANN1	23
EXGG	24
EXPG	23
GSRCRBTP	26
GSRCRBTP-TL	26
GSRCSLV	26
GSRINTR	26

## NEOS

KLN1BL	25
N5P3	23
N5P3G	24
VINGPBL	25
VIS1	23
VNG1	24
VNG1HEEL	24
VNN1	23
<b>K1</b>	
V4770170	29
V5770170	29
V6770170	29
V7770170	29
V7770270	29
V8770160	28
V8770260	28
V8770360	28
V9553510	29
V9770150	28
V9770250	28
V9770350	28
V9770470	28
V9770570	28
V9770650	28
V9770770	28
V9770870	28
<b>DUE NORTH</b>	
V3550170	31
V3550270	31
V3550370	31
V3550570	31
V3550770	32
V3550870	32
V3551270	32
V3551370	32
V3553570	31
V4550150	33
V4550250	33
V4550350	33





18225 NE Riverside Pkwy, Portland, OR 97230  
888.269.4526  
footwearorders@surewerx.com  
Hours: 6am - 4pm PST  
surewerx.com | surewerxfootwear.com